



Turning the world

AUTOMATION SOLUTIONS

CNC LATHES



ARE YOU SHORT STAFFED? WHY NOT AUTOMATE!



AUTOMATION SOLUTIONS ▶▶▶

AUTOMATE SHORT AND LONG BATCH RUNS WITH OUR AUTOMATION SOLUTIONS

CMZ gantry robots are very easy to set up. Much simpler than solutions that use anthropomorphic robots. It is possible to automate short batch runs as well as higher numbers. Can't get the staff? Put the machine to work automatically and attend to the rest of your workshop while the gantry robot loader does the work for you.

- EASY TO SET UP
- SIMPLE CONVERSATIONAL PROGRAMMING SOFTWARE
- BILLETS AND SHAFTS. HIGHLY CONFIGURABLE
- WIDE RANGE OF SOLUTIONS

UP TO 2X50 kg PARTS

COMPARED WITH ANTHROPOMORPHIC ROBOTS, GANTRY LOADERS ARE:

- FASTER
- MORE ERGONOMIC AND TAKES UP LESS SPACE
- EASIER TO PROGRAM AND USE
- MORE ECONOMICAL
- MACHINE AND ROBOT INTEGRATED WITHIN
SAME FANUC CONTROL



OUR GANTRY RANGE ▶▶▶

OUR RANGE OF GANTRY ROBOT LOADERS HANDLE THE SMALL PARTS RIGHT THROUGH TO LARGE PARTS OF UP TO 2x50 kg EACH

Choose a Gantry Robot according to the weight of your parts. Shafts as well as billets can be loaded by selecting the gripper and the Workstocker best suited to your type of parts. Run the machine without the need for a person. See productivity improve rapidly along with your profits. All Gantry Robots can be configured to the left, right, or both sides of the machine.

100% CONFIGURABLE GRIPPERS SOLUTIONS ADAPTED FOR YOUR REQUIREMENTS



2 Parts
up to 3 kg
each



GL-6

- 2 axis Gantry Robot
- Capacity to move **two 3 kg workpieces**
- High speed of **180 m/min**
- Fanuc servo motors
- Rack and pinion transmission
- Automatic lubrication
- Electrical gripper

2 Parts
up to 10 kg
each



GL-20

- 3 Axis Gantry Robot standard Y AXIS
- Capacity to move **two 10 kg workpieces**
- High speed of **180 m/min**
- Fanuc servo motors
- Rack and pinion transmission
- Automatic lubrication
- Pneumatic/servo gripper

2 Parts
up to 50 kg
each



GL-100

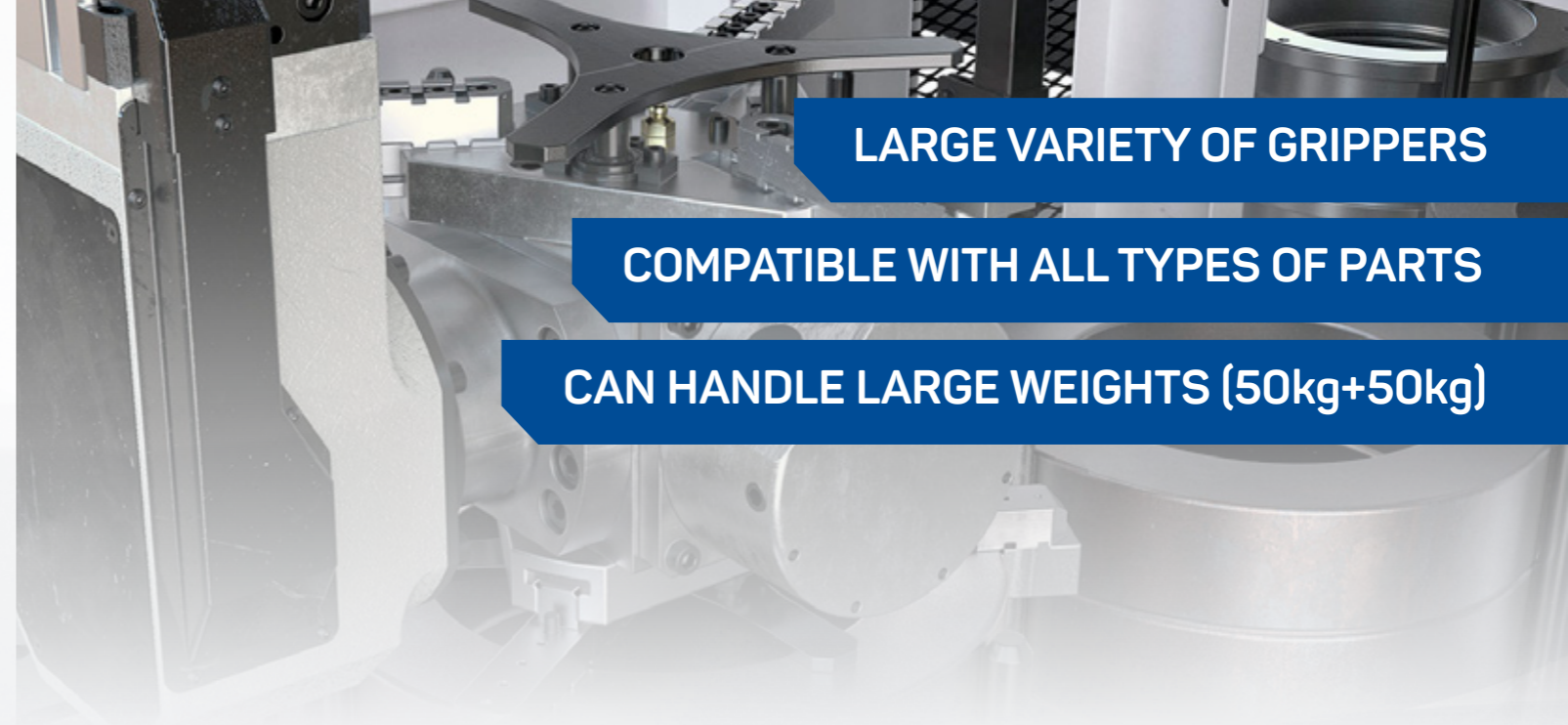
- 3 Axis Gantry Robot standard Y AXIS
- Capacity to move **two 50 kg workpieces**
- High speed of **150 m/min**
- Fanuc servo motors
- Rack and pinion transmission
- Automatic lubrication
- Servo gripper

AUTOMATION OF **SHAFTS AND BILLETS**

GRIPPERS ▶▶▶

WIDE RANGE OF 100% CONFIGURABLE GRIPPERS

Depending on the type of operation to be performed (the size, shape, and weight of the workpieces) we offer a whole range of end-of-arm tooling/grippers to suit any requirement. These can be from our standard GL range or we can design customised automation solutions drawing on our vast experience of automating all kinds of different types of components over many years



LARGE VARIETY OF GRIPPERS

COMPATIBLE WITH ALL TYPES OF PARTS

CAN HANDLE LARGE WEIGHTS (50kg+50kg)

1 3 jaw 2x90° electric gripper

2 Parts
weighing
up to **3 kg**
each



BILLETS

2 2 jaw 2x90° electric gripper

2 Parts
weighing up
to **3 kg** each



BILLETS
+
SHAFTS

3 Servo gripper with double clamp at 180°
with 3 jaws

2 Parts
weighing
up to **10 kg**
each



BILLETS

4 Servo gripper with double clamp at 180°
with 2 jaws

2 Parts
weighing
up to **10 kg**
each



BILLETS
+
SHAFTS

5 Servo gripper for shafts with double clamp
at 180°

2 Parts
weighing up to
10 kg each*



SHAFTS

6 Pneumatic gripper for shafts with double
clamp at 90°

2 Parts
weighing up
to **10 kg** each



SHAFTS

7 Servo gripper with double clamp at 180°
with 3 jaws


2 Parts
weighing
up to **50 kg**
each



BILLETS

8 Servo gripper with double clamp at 180°
with 2 jaws

2 Parts
weighing
up to
50 kg
each



BILLETS
+
SHAFTS

* May vary depending on the type of the workpiece

WORKSTOCKERS ▶▶▶

LARGE STORAGE CAPACITY FOR RAW AND FINISHED PARTS

CMZ has workstockers for both shafts and billets. Both are easily adaptable to accommodate any type of workpiece and also provide a generous storage capacity for both raw materials and finished parts, which are kept separate from each other to avoid damage to finished components. Fully customised solutions can be designed and manufactured if necessary. We can advise you on the most appropriate solution for your requirement.

WS-700

SHAFTS



Example of storage of 700mm shafts



Example of storage of 3 rows of short shafts



PART COLLECTION TABLE

Maximise storage space for more raw billets with the option of a parts table for the safe collection of finished components. Available with Workstocker WS-280



WS-280

- BILLETS
- CASTINGS
- SHAFTS
- FORGINGS



CHECKING STATION

Pallet with 3 bars



Pallet with 6 bars



Special pallet

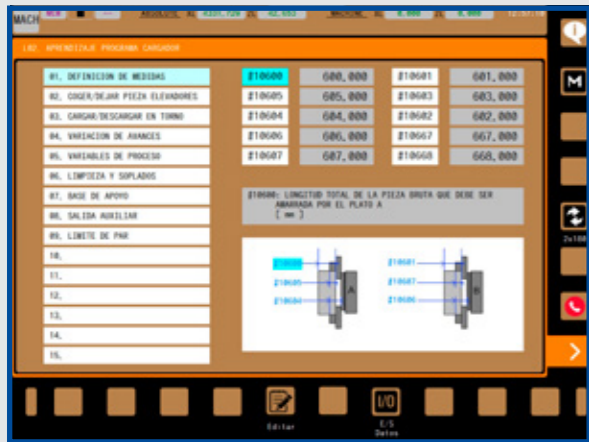


CONTROL ▶▶▶

CONVERSATIONAL PROGRAMMING SYSTEM QUICK AND SIMPLE

Our range of Gantry Robot Loaders are very easy to program and handle. Within the controller of the machine, we have developed a conversational programming system for the robot that allows for the fast changing of workpieces. Programming is simple, the software requires the minimum amount of information to be entered by the user. Our Gantry Robot Loader can be set up quickly and efficiently making automation of short batch runs feasible.

VERY SIMPLE TO SET UP!






In most cases, for example, when working with saw-cut billets, by changing these **6 variables**: length of raw workpiece, length of finished part and size of the jaws mounted on the machine, we will have the Gantry Robot **set up for the running cycle**.

Enter these 6 variables and your Gantry is now set up!

- 1 **10600** Length of the raw material
 - 2 **10601** Length of the finished part
 - 3 **10602**
 - 4 **10603**
 - 5 **10667**
 - 6 **10668**
- Size of the jaws on the main sub-spindle

COMPARISON CHART

		
GL-6	GL-20	GL-100
2 Parts 3 kg each MAXIMUM RECOMMENDED WEIGHT	2 Parts 10 kg each MAXIMUM RECOMMENDED WEIGHT	2 Parts 50 kg each MAXIMUM RECOMMENDED WEIGHT
180 m/min Z AXIS SPEED	180 m/min Z AXIS SPEED	150 m/min Z AXIS SPEED
150 m/min X AXIS SPEED	150 m/min X AXIS SPEED	70 m/min X AXIS SPEED
- Y AXIS SPEED	24 m/min Y AXIS SPEED	27 m/min Y AXIS SPEED
14 seconds * CYCLE TIME SO THAT THE MACHINE DOES NOT WAIT FOR THE ROBOT	22 seconds * CYCLE TIME SO THAT THE MACHINE DOES NOT WAIT FOR THE ROBOT	30 seconds* CYCLE TIME SO THAT THE MACHINE DOES NOT WAIT FOR THE ROBOT
7 seconds * PART LOAD TIME	8 seconds * PART LOAD TIME	12 seconds * PART LOAD TIME
TA Series MACHINE IT CAN BE MOUNTED ON	TA Series, TD Series, TTL Series MACHINE IT CAN BE MOUNTED ON	TD Series MACHINE IT CAN BE MOUNTED ON

*Times may vary depending on the piece and type of shavings

IF YOU WOULD LIKE TO LEARN MORE ABOUT THE ADVANTAGES OF CMZ AUTOMATION VISIT OUR WEBSITE

www.cmz.com

EASY PROGRAMMING
ALLOWS THE GANTRY TO BE USED FOR SHORT BATCH RUNS

Scan the QR code



CMZ Deutschland GmbH

Holderäckerstr. 31
70499 Stuttgart (Germany)
Tel. +49 (0) 711 469204 60
info-de@cmz.com
www.cmz.com

CMZ France SAS

Parc Technologique Nord
65, Rue Condorcet
38090 Vaulx Milieu (France)
Tel. +33 (0) 4 74 99 03 22
contact@cmz.fr
www.cmz.com

CMZ Italia S.r.l.

Via Arturo Toscanini 6
20020 Magnago (Mi) Italy
Tel. +39 (0) 331 30 87 00
info-it@cmz.com
www.cmz.com

CMZ Machinery Group S.A.

Azkorra s/n.
48250 Zaldibar (Spain)
Tel. +34 94 682 65 80
info@cmz.com
www.cmz.com

CMZ UK Ltd.

6 Davy Court
Central Park
Rugby
CV23 0UZ (United Kingdom)
Tel. +44 (0) 1788 56 21 11
info-uk@cmz.com
www.cmz.com



Distributor:

CMZ Machine Tool Manufacturer, S.L.

Azkorra, s/n.
48250 Zaldibar (Spain)
Tel. +34 946 826 580
info@cmz.com
www.cmz.com