

SOLID MINIATURE TURNING for SMALL BORE

NEW

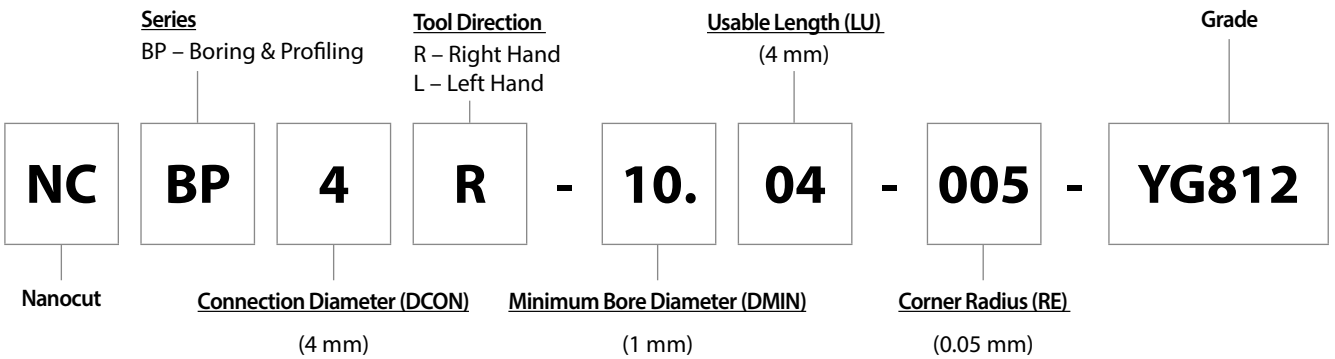
Click this
QR code!!



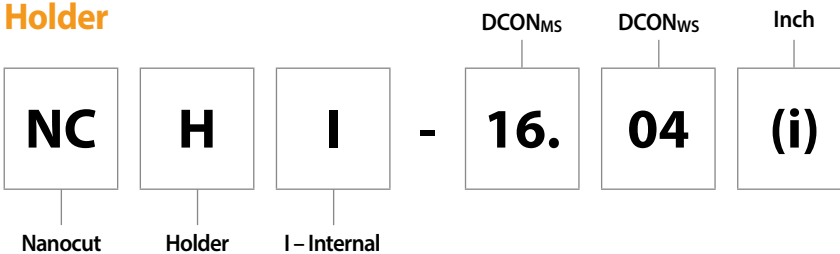
Scan this QR code
to see our
Nanocut
at work.

Code Keys - Boring Tool & Holder

Boring Tool





Holder



Success Story

Cutting Conditions

Size	Ø 6 mm, R 0.2 mm
Work Material	SCM440 (HRc 20)
Cutting Speed	100 m/min.
RPM	637 rev./min.
Feed per Revolution	0.1 mm/rev.
Boring Depth	Axial: 10 mm Radial: 0.15 mm
Coolant	Wet Cut
Operation	Boring
Machine	Turn Mill



Overview

At present, as demand for small parts (camera lens, mobile phone parts) and medical instruments (implants) increases, demand for small-diameter products capable of high-precision processing is increasing.

Application

- Turning of Small Bore Components
- Internal Turning(Boring), Grooving and Threading



Features

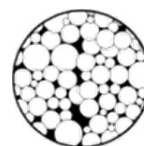
- Minimum Diameter(Boring & Profiling series) : Ø 1 mm
- Internal Coolant for Longer Tool life and Enhanced Chip Evacuation
- Secure Connection Design: Pin + Slant Positioning
- 10 Geometries for Various Applications

Benefits

- Reduced Machine Down Time
- Lower Machining Cost

YG812 - Micro Grain Carbide Grade

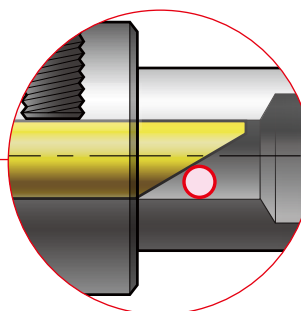
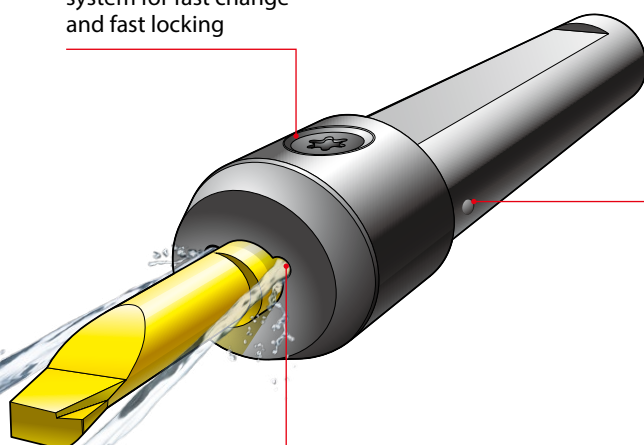
P10 - P20	M20 - M30	Submicron Grade Carbide Substrate Material for high toughness
K20 - K30	S10 - S25	and wear resistance realizes high precision machining



Advantages of Nanocut

Easy Clamping

Secure and Simple system for fast change and fast locking



Secure Slant Connection

Ensures High repeatability for height and axial position

Internal Coolant

Helps chip evacuation and improves tool life

Click/Touch each page number and move to the very page!

Overview

Recommended Cutting Conditions : p.223

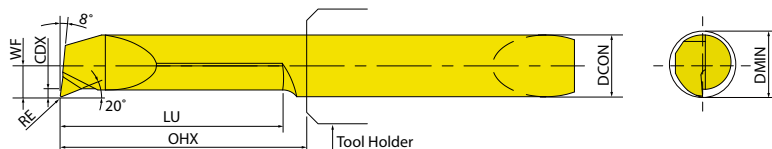
Series		KAPR (°)	DCON (mm)	Page
BP	Boring & Profiling	98	4,6	132
BO	Boring with Chipbreaker	98		133
BF	90° Boring	90		134
PR	Profiling	98		135
Series		CW (mm)	DCON (mm)	Page
GR	Grooving Round	1.00-2.00	4,6	136
GS	Grooving Square	0.79-2.00		137
FI	Face Grooving Internal	1.00-3.00		138
FE	Face Grooving External	1.00-3.00		138
Series		WF (mm)	DCON (mm)	Page
CH	Chamfering	0.50-1.10	4,6	139
TH	Threading	2.00-2.95		140
Series		DCON _{WS} (mm)	DCON _{MS} (mm)	Page
Holder		4,6	12-25	141

TURNING
PARTING & GROOVING
MILLING
DRILLING
TECHNICAL INFORMATION

Boring Tool

BP - Boring & Profiling

NEW



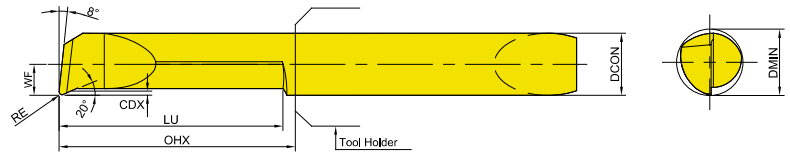
●: Stock item
○: Order made item

KAPR	DCON (mm)	Designation	EDP	Metric (mm)							YG812
				DMIN	LU	RE	CDX	WF	OHX	OAL	
98°	4	NCBP4R-10.04-005-YG812	NCBP04R1004005T	1	4	0.05	0.1	0.45	13	28	●
		NCBP4R-10.04-010-YG812	NCBP04R1004010T	1	4	0.10	0.1	0.45	13	28	●
		NCBP4R-10.06-005-YG812	NCBP04R1006005T	1	6	0.05	0.1	0.45	13	28	●
		NCBP4R-10.06-010-YG812	NCBP04R1006010T	1	6	0.10	0.1	0.45	13	28	●
		NCBP4R-17.06-005-YG812	NCBP04R1706005T	1.7	6	0.05	0.2	0.7	13	28	○
		NCBP4R-17.06-010-YG812	NCBP04R1706010T	1.7	6	0.10	0.2	0.7	13	28	●
		NCBP4R-17.09-005-YG812	NCBP04R1709005T	1.7	9	0.05	0.2	0.7	13	28	○
		NCBP4R-17.09-010-YG812	NCBP04R1709010T	1.7	9	0.10	0.2	0.7	13	28	●
		NCBP4R-22.06-005-YG812	NCBP04R2206005T	2.2	6	0.05	0.2	0.95	13	28	○
		NCBP4R-22.06-010-YG812	NCBP04R2206010T	2.2	6	0.10	0.2	0.95	13	28	●
		NCBP4R-22.09-005-YG812	NCBP04R2209005T	2.2	9	0.05	0.2	0.95	13	28	○
		NCBP4R-22.09-010-YG812	NCBP04R2209010T	2.2	9	0.10	0.2	0.95	13	28	●
		NCBP4R-22.13-010-YG812	NCBP04R2213010T	2.2	13	0.10	0.2	0.95	18	33	●
		NCBP4R-27.10-005-YG812	NCBP04R2710005T	2.7	10	0.05	0.2	1.2	13	28	○
		NCBP4R-27.10-015-YG812	NCBP04R2710015T	2.7	10	0.15	0.2	1.2	13	28	●
		NCBP4R-27.15-005-YG812	NCBP04R2715005T	2.7	15	0.05	0.2	1.2	18	33	○
		NCBP4R-27.15-015-YG812	NCBP04R2715015T	2.7	15	0.15	0.2	1.2	18	33	●
		NCBP4R-32.10-015-YG812	NCBP04R3210015T	3.2	10	0.15	0.2	1.45	13	28	●
		NCBP4R-32.15-015-YG812	NCBP04R3215015T	3.2	15	0.15	0.2	1.45	18	33	●
		NCBP4R-32.20-005-YG812	NCBP04R3220005T	3.2	20	0.05	0.2	1.45	23	38	○
NCBP4R-32.20-015-YG812	NCBP04R3220015T	3.2	20	0.15	0.2	1.45	23	38	●		
NCBP4R-42.10-015-YG812	NCBP04R4210015T	4.2	10	0.15	0.3	1.95	13	28	●		
NCBP4R-42.15-005-YG812	NCBP04R4215005T	4.2	15	0.05	0.3	1.95	18	33	○		
NCBP4R-42.15-015-YG812	NCBP04R4215015T	4.2	15	0.15	0.3	1.95	18	33	●		
NCBP4R-42.20-005-YG812	NCBP04R4220005T	4.2	20	0.05	0.3	1.95	23	38	○		
NCBP4R-42.20-015-YG812	NCBP04R4220015T	4.2	20	0.15	0.3	1.95	23	38	●		
NCBP4R-42.25-005-YG812	NCBP04R4225005T	4.2	25	0.05	0.3	1.95	28	43	○		
NCBP4R-42.25-015-YG812	NCBP04R4225015T	4.2	25	0.15	0.3	1.95	28	43	●		
6	NCBP6R-62.15-020-YG812	NCBP06R6215020T	6.2	15	0.20	0.5	2.95	20.5	43	●	
	NCBP6R-62.20-020-YG812	NCBP06R6220020T	6.2	20	0.20	0.5	2.95	25.5	48	●	
	NCBP6R-62.25-020-YG812	NCBP06R6225020T	6.2	25	0.20	0.5	2.95	30.5	53	●	
	NCBP6R-62.30-020-YG812	NCBP06R6230020T	6.2	30	0.20	0.5	2.95	35.5	58	●	
	NCBP6R-62.35-020-YG812	NCBP06R6235020T	6.2	35	0.20	0.5	2.95	40.5	63	●	
	NCBP6R-62.40-020-YG812	NCBP06R6240020T	6.2	40	0.20	0.5	2.95	45.5	68	●	

Boring Tool

BO - Boring with Chip Breaker

NEW



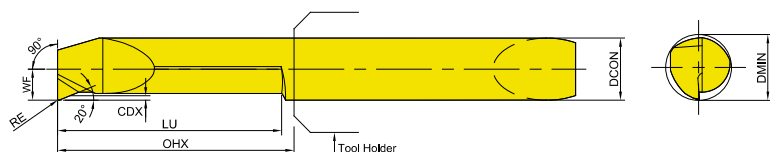
●: Stock item
○: Order made item

KAPR	DCON (mm)	Designation	EDP	Metric (mm)							YG812
				DMIN	LU	RE	CDX	WF	OHX	OAL	
98°	4	NCBO4R - 10.06 - 005 - YG812	NCBO04R1006005T	1	6	0.05	0.1	0.45	13	28	○
		NCBO4R - 10.06 - 010 - YG812	NCBO04R1006010T	1	6	0.10	0.1	0.45	13	28	●
		NCBO4R - 17.09 - 005 - YG812	NCBO04R1709005T	1.7	9	0.05	0.2	0.7	13	28	○
		NCBO4R - 17.09 - 010 - YG812	NCBO04R1709010T	1.7	9	0.10	0.2	0.7	13	28	○
		NCBO4R - 22.09 - 005 - YG812	NCBO04R2209005T	2.2	9	0.05	0.2	0.95	13	28	○
		NCBO4R - 22.09 - 010 - YG812	NCBO04R2209010T	2.2	9	0.10	0.2	0.95	13	28	●
		NCBO4R - 22.13 - 010 - YG812	NCBO04R2213010T	2.2	13	0.10	0.2	0.95	18	33	○
		NCBO4R - 27.15 - 005 - YG812	NCBO04R2715005T	2.7	15	0.05	0.2	1.2	18	33	○
		NCBO4R - 27.15 - 015 - YG812	NCBO04R2715015T	2.7	15	0.15	0.2	1.2	18	33	○
		NCBO4R - 32.15 - 015 - YG812	NCBO04R3215015T	3.2	15	0.15	0.2	1.45	18	33	●
		NCBO4R - 32.20 - 005 - YG812	NCBO04R3220005T	3.2	20	0.05	0.2	1.45	23	38	○
		NCBO4R - 32.20 - 015 - YG812	NCBO04R3220015T	3.2	20	0.15	0.2	1.45	23	38	●
		NCBO4R - 42.20 - 005 - YG812	NCBO04R4220005T	4.2	20	0.05	0.3	1.95	23	38	○
		NCBO4R - 42.20 - 015 - YG812	NCBO04R4220015T	4.2	20	0.15	0.3	1.95	23	38	●
		NCBO4R - 42.25 - 005 - YG812	NCBO04R4225005T	4.2	25	0.05	0.3	1.95	28	43	○
NCBO4R - 42.25 - 015 - YG812	NCBO04R4225015T	4.2	25	0.15	0.3	1.95	28	43	●		
6	NCBO6R - 62.15 - 020 - YG812	NCBO06R6215020T	6.2	15	0.20	0.5	2.95	20.5	43	●	
	NCBO6R - 62.25 - 020 - YG812	NCBO06R6225020T	6.2	25	0.20	0.5	2.95	30.5	53	●	
	NCBO6R - 62.30 - 020 - YG812	NCBO06R6230020T	6.2	30	0.20	0.5	2.95	35.5	58	●	
	NCBO6R - 62.35 - 020 - YG812	NCBO06R6235020T	6.2	35	0.20	0.5	2.95	40.5	63	●	
	NCBO6R - 62.40 - 020 - YG812	NCBO06R6240020T	6.2	40	0.20	0.5	2.95	45.5	68	○	

Boring Tool

BF - 90° Boring

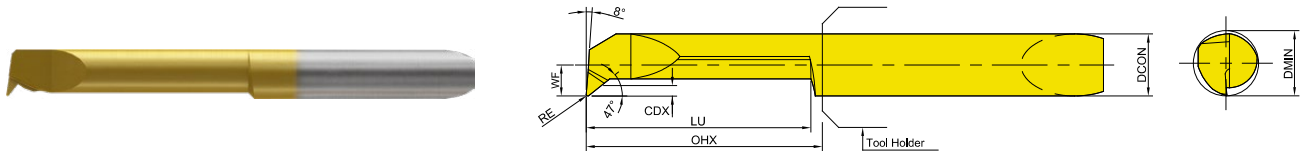
NEW



●: Stock item
 ○: Order made item

KAPR	DCON (mm)	Designation	EDP	Metric (mm)							YG812
				DMIN	LU	RE	CDX	WF	OHX	OAL	
90°	4	NCBF4R-10.04-010-YG812	NCBF04R1004010T	1	4	0.10	0.1	0.45	13	28	○
		NCBF4R-10.06-010-YG812	NCBF04R1006010T	1	6	0.10	0.1	0.45	13	28	○
		NCBF4R-17.06-010-YG812	NCBF04R1706010T	1.7	6	0.10	0.2	0.7	13	28	○
		NCBF4R-17.09-010-YG812	NCBF04R1709010T	1.7	9	0.10	0.2	0.7	13	28	○
		NCBF4R-22.06-010-YG812	NCBF04R2206010T	2.2	6	0.10	0.2	0.95	13	28	○
		NCBF4R-22.09-010-YG812	NCBF04R2209010T	2.2	9	0.10	0.2	0.95	13	28	○
		NCBF4R-22.13-010-YG812	NCBF04R2213010T	2.2	13	0.10	0.2	0.95	18	33	○
		NCBF4R-27.10-015-YG812	NCBF04R2710015T	2.7	10	0.15	0.2	1.2	13	28	○
		NCBF4R-27.15-015-YG812	NCBF04R2715015T	2.7	15	0.15	0.2	1.2	18	33	○
		NCBF4R-32.10-015-YG812	NCBF04R3210015T	3.2	10	0.15	0.2	1.45	13	28	○
		NCBF4R-32.15-015-YG812	NCBF04R3215015T	3.2	15	0.15	0.2	1.45	18	33	○
		NCBF4R-32.20-015-YG812	NCBF04R3220015T	3.2	20	0.15	0.2	1.45	23	38	○
		NCBF4R-42.10-015-YG812	NCBF04R4210015T	4.2	10	0.15	0.3	1.95	13	28	○
		NCBF4R-42.15-015-YG812	NCBF04R4215015T	4.2	15	0.15	0.3	1.95	18	33	○
NCBF4R-42.20-015-YG812	NCBF04R4220015T	4.2	20	0.15	0.3	1.95	23	38	○		
NCBF4R-42.25-015-YG812	NCBF04R4225015T	4.2	25	0.15	0.3	1.95	28	43	○		
90°	6	NCBF6R-62.15-020-YG812	NCBF06R6215020T	6.2	15	0.20	0.5	2.95	20.5	43	○
		NCBF6R-62.20-020-YG812	NCBF06R6220020T	6.2	20	0.20	0.5	2.95	25.5	48	○
		NCBF6R-62.25-020-YG812	NCBF06R6225020T	6.2	25	0.20	0.5	2.95	30.5	53	○
		NCBF6R-62.30-020-YG812	NCBF06R6230020T	6.2	30	0.20	0.5	2.95	35.5	58	○
		NCBF6R-62.35-020-YG812	NCBF06R6235020T	6.2	35	0.20	0.5	2.95	40.5	63	○
		NCBF6R-62.40-020-YG812	NCBF06R6240020T	6.2	40	0.20	0.5	2.95	45.5	68	○

Boring Tool
PR - Profiling NEW



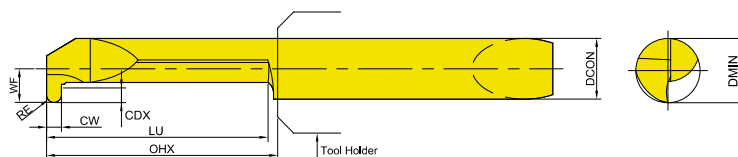
●: Stock item
○: Order made item

KAPR	DCON (mm)	Designation	EDP	Metric (mm)							YG812
				DMIN	LU	RE	CDX	WF	OHX	OAL	
98°	4	NCPR4R - 10.04 - 010 - YG812	NCPR04R1004010T	1	4	0.10	0.1	0.45	13	28	○
		NCPR4R - 10.06 - 010 - YG812	NCPR04R1006010T	1	6	0.10	0.1	0.45	13	28	○
		NCPR4R - 17.06 - 010 - YG812	NCPR04R1706010T	1.7	6	0.10	0.2	0.7	13	28	○
		NCPR4R - 17.09 - 010 - YG812	NCPR04R1709010T	1.7	9	0.10	0.2	0.7	13	28	○
		NCPR4R - 22.06 - 010 - YG812	NCPR04R2206010T	2.2	6	0.10	0.2	0.95	13	28	○
		NCPR4R - 22.09 - 010 - YG812	NCPR04R2209010T	2.2	9	0.10	0.2	0.95	13	28	○
		NCPR4R - 22.13 - 010 - YG812	NCPR04R2213010T	2.2	13	0.10	0.2	0.95	18	33	○
		NCPR4R - 27.10 - 015 - YG812	NCPR04R2710015T	2.7	10	0.15	0.2	1.2	13	28	○
	NCPR4R - 27.15 - 015 - YG812	NCPR04R2715015T	2.7	15	0.15	0.2	1.2	18	33	○	
	NCPR4R - 32.10 - 015 - YG812	NCPR04R3210015T	3.2	10	0.15	0.2	1.45	13	28	○	
	NCPR4R - 32.15 - 015 - YG812	NCPR04R3215015T	3.2	15	0.15	0.2	1.45	18	33	○	
	NCPR4R - 32.20 - 015 - YG812	NCPR04R3220015T	3.2	20	0.15	0.2	1.45	23	38	○	
	NCPR4R - 42.10 - 015 - YG812	NCPR04R4210015T	4.2	10	0.15	0.3	1.95	13	28	●	
	NCPR4R - 42.15 - 015 - YG812	NCPR04R4215015T	4.2	15	0.15	0.3	1.95	18	33	●	
	NCPR4R - 42.20 - 015 - YG812	NCPR04R4220015T	4.2	20	0.15	0.3	1.95	23	38	●	
	NCPR4R - 42.25 - 015 - YG812	NCPR04R4225015T	4.2	25	0.15	0.3	1.95	28	43	○	
6	NCPR6R - 62.15 - 020 - YG812	NCPR06R6215020T	6.2	15	0.20	0.5	2.95	20.5	43	●	
	NCPR6R - 62.20 - 020 - YG812	NCPR06R6220020T	6.2	20	0.20	0.5	2.95	25.5	48	●	
	NCPR6R - 62.25 - 020 - YG812	NCPR06R6225020T	6.2	25	0.20	0.5	2.95	30.5	53	○	
	NCPR6R - 62.30 - 015 - YG812	NCPR06R6230015T	6.2	30	0.15	0.5	2.95	35.5	58	●	
	NCPR6R - 62.30 - 020 - YG812	NCPR06R6230020T	6.2	30	0.20	0.5	2.95	35.5	58	○	
	NCPR6R - 62.35 - 020 - YG812	NCPR06R6235020T	6.2	35	0.20	0.5	2.95	40.5	63	○	
	NCPR6R - 62.40 - 020 - YG812	NCPR06R6240020T	6.2	40	0.20	0.5	2.95	45.5	68	○	

Boring Tool

GR - Grooving Round

NEW



●: Stock item
 ○: Order made item

DCON (mm)	Designation	EDP	Metric (mm)									YG812
			DMIN	LU	RE	CW	CDX	WF	OHX	OAL		
4	NCGR4R - 42.15 - 10x08 - YG812	NCGR04R4215100T	4.2	15	0.5	1.0	0.8	1.95	18	33	○	
	NCGR4R - 42.15 - 12x08 - YG812	NCGR04R4215120T	4.2	15	0.58	1.2	0.8	1.95	18	33	○	
	NCGR4R - 42.15 - 15x08 - YG812	NCGR04R4215150T	4.2	15	0.75	1.5	1	1.95	18	33	○	
	NCGR4R - 42.15 - 16x08 - YG812	NCGR04R4215160T	4.2	15	0.81	1.6	1	1.95	18	33	○	
6	NCGR6R - 62.25 - 10x18 - YG812	NCGR06R6225100T	6.2	25	0.5	1.0	1.8	2.95	30.5	53	○	
	NCGR6R - 62.25 - 15x18 - YG812	NCGR06R6225150T	6.2	25	0.75	1.5	1.8	2.95	30.5	53	○	
	NCGR6R - 62.25 - 16x18 - YG812	NCGR06R6225160T	6.2	25	0.81	1.6	1.8	2.95	30.5	53	○	
	NCGR6R - 62.25 - 20x18 - YG812	NCGR06R6225200T	6.2	25	1	2.0	1.8	2.95	30.5	53	○	

TURNING

PARTING & GROOVING

MILLING

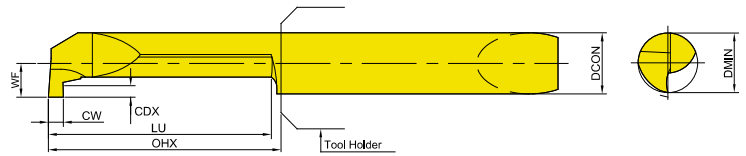
DRILLING

TECHNICAL INFORMATION

Boring Tool

GS - Grooving Square

NEW



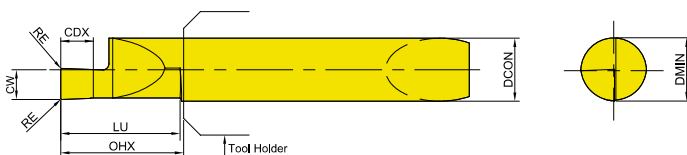
●: Stock item
○: Order made item

DCON (mm)	Designation	EDP	Metric (mm)							YG812
			DMIN	LU	CW	CDX	WF	OHX	OAL	
4	NCGS4R - 42.10 - 079x08 - YG812	NCGS04R4210079T	4.2	10	0.79	0.8	1.95	13	38	○
	NCGS4R - 42.15 - 079x08 - YG812	NCGS04R4215079T	4.2	15	0.79	0.8	1.95	18	43	○
	NCGS4R - 42.20 - 079x08 - YG812	NCGS04R4220079T	4.2	20	0.79	0.8	1.95	23	48	○
	NCGS4R - 42.10 - 100x08 - YG812	NCGS04R4210100T	4.2	10	1.00	0.8	1.95	13	38	●
	NCGS4R - 42.15 - 100x08 - YG812	NCGS04R4215100T	4.2	15	1.00	0.8	1.95	18	43	●
	NCGS4R - 42.20 - 100x08 - YG812	NCGS04R4220100T	4.2	20	1.00	0.8	1.95	23	48	○
6	NCGS6R - 62.10 - 079x18 - YG812	NCGS06R6210079T	6.2	10	0.79	1.8	2.95	15.5	38	○
	NCGS6R - 62.15 - 079x18 - YG812	NCGS06R6215079T	6.2	15	0.79	1.8	2.95	20.5	43	○
	NCGS6R - 62.25 - 079x18 - YG812	NCGS06R6225079T	6.2	25	0.79	1.8	2.95	30.5	53	○
	NCGS6R - 62.35 - 079x18 - YG812	NCGS06R6235079T	6.2	35	0.79	1.8	2.95	40.5	63	○
	NCGS6R - 62.10 - 100x18 - YG812	NCGS06R6210100T	6.2	10	1.00	1.8	2.95	15.5	38	○
	NCGS6R - 62.15 - 100x18 - YG812	NCGS06R6215100T	6.2	15	1.00	1.8	2.95	20.5	43	●
	NCGS6R - 62.25 - 100x18 - YG812	NCGS06R6225100T	6.2	25	1.00	1.8	2.95	30.5	53	●
	NCGS6R - 62.35 - 100x18 - YG812	NCGS06R6235100T	6.2	35	1.00	1.8	2.95	40.5	63	○
	NCGS6R - 62.10 - 117x18 - YG812	NCGS06R6210117T	6.2	10	1.17	1.8	2.95	15.5	38	○
	NCGS6R - 62.15 - 117x18 - YG812	NCGS06R6215117T	6.2	15	1.17	1.8	2.95	20.5	43	○
	NCGS6R - 62.25 - 117x18 - YG812	NCGS06R6225117T	6.2	25	1.17	1.8	2.95	30.5	53	○
	NCGS6R - 62.35 - 117x18 - YG812	NCGS06R6235117T	6.2	35	1.17	1.8	2.95	40.5	63	○
	NCGS6R - 62.10 - 150x18 - YG812	NCGS06R6210150T	6.2	10	1.50	1.8	2.95	15.5	38	●
	NCGS6R - 62.15 - 150x18 - YG812	NCGS06R6215150T	6.2	15	1.50	1.8	2.95	20.5	43	●
	NCGS6R - 62.25 - 150x18 - YG812	NCGS06R6225150T	6.2	25	1.50	1.8	2.95	30.5	53	●
	NCGS6R - 62.35 - 150x18 - YG812	NCGS06R6235150T	6.2	35	1.50	1.8	2.95	40.5	63	○
	NCGS6R - 62.10 - 157x18 - YG812	NCGS06R6210157T	6.2	10	1.57	1.8	2.95	15.5	38	○
	NCGS6R - 62.15 - 157x18 - YG812	NCGS06R6215157T	6.2	15	1.57	1.8	2.95	20.5	43	○
	NCGS6R - 62.25 - 157x18 - YG812	NCGS06R6225157T	6.2	25	1.57	1.8	2.95	30.5	53	○
	NCGS6R - 62.35 - 157x18 - YG812	NCGS06R6235157T	6.2	35	1.57	1.8	2.95	40.5	63	○
	NCGS6R - 62.10 - 198x18 - YG812	NCGS06R6210198T	6.2	10	1.98	1.8	2.95	15.5	38	○
	NCGS6R - 62.15 - 198x18 - YG812	NCGS06R6215198T	6.2	15	1.98	1.8	2.95	20.5	43	○
	NCGS6R - 62.25 - 198x18 - YG812	NCGS06R6225198T	6.2	25	1.98	1.8	2.95	30.5	53	○
	NCGS6R - 62.30 - 198x18 - YG812	NCGS06R6230198T	6.2	30	1.98	1.8	2.95	35.5	58	○
NCGS6R - 62.10 - 200x18 - YG812	NCGS06R6210200T	6.2	10	2.00	1.8	2.95	15.5	38	●	
NCGS6R - 62.15 - 200x18 - YG812	NCGS06R6215200T	6.2	15	2.00	1.8	2.95	20.5	43	●	
NCGS6R - 62.25 - 200x18 - YG812	NCGS06R6225200T	6.2	25	2.00	1.8	2.95	30.5	53	●	

Boring Tool

FI - Face Grooving Internal

NEW



●: Stock item
○: Order made item

DCON (mm)	Designation	EDP	Metric (mm)								YG812
			DMIN	LU	RE	CW	CDX	WF	OHX	OAL	
6	NCFI6R - 62.15 - 10x20 - YG812	NCFI06R6215010T	6.2	15	0.1	1.0	2.0	2.95	20.5	43	●
	NCFI6R - 62.15 - 15x30 - YG812	NCFI06R6215015T	6.2	15	0.1	1.5	3.0	2.95	20.5	43	●
	NCFI6R - 62.15 - 20x40 - YG812	NCFI06R6215020T	6.2	15	0.1	2.0	4.0	2.95	20.5	43	●
	NCFI6R - 62.15 - 25x50 - YG812	NCFI06R6215025T	6.2	15	0.1	2.5	5.0	2.95	20.5	43	●
	NCFI6R - 62.15 - 30x60 - YG812	NCFI06R6215030T	6.2	15	0.1	3.0	6.0	2.95	20.5	43	●

TURNING

PARTING & GROOVING

MILLING

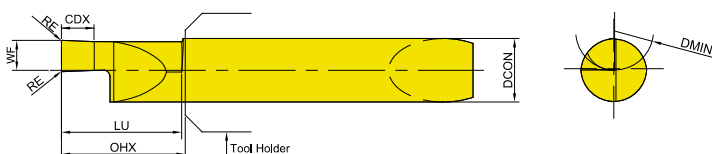
DRILLING

TECHNICAL INFORMATION

Boring Tool

FE - Face Grooving External

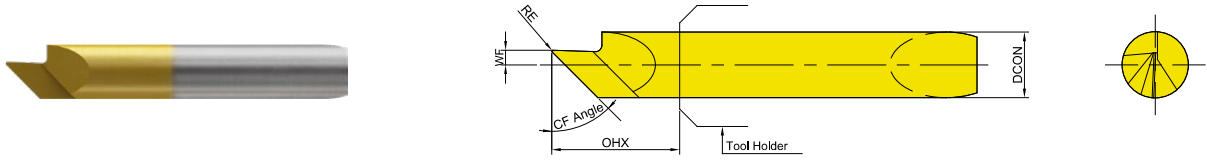
NEW



●: Stock item
○: Order made item

DCON (mm)	Designation	EDP	Metric (mm)								YG812
			DMIN	LU	RE	CW	CDX	WF	OHX	OAL	
6	NCFE6R - 62.15 - 10x20 - YG812	NCFE06R6215010T	6.2	15	0.1	1.0	2.0	2.95	20.5	43	●
	NCFE6R - 62.15 - 15x30 - YG812	NCFE06R6215015T	6.2	15	0.1	1.5	3.0	2.95	20.5	43	●
	NCFE6R - 62.15 - 20x40 - YG812	NCFE06R6215020T	6.2	15	0.1	2.0	4.0	2.95	20.5	43	●
	NCFE6R - 62.15 - 25x50 - YG812	NCFE06R6215025T	6.2	15	0.1	2.5	5.0	2.95	20.5	43	●
	NCFE6R - 62.15 - 30x60 - YG812	NCFE06R6215030T	6.2	15	0.1	3.0	6.0	2.95	20.5	43	●

Boring Tool
CH - Chamfering NEW



●: Stock item
 ○: Order made item

KAPR	DCON (mm)	Designation	EDP	Metric (mm)						YG812
				DMIN	RE	CDX	WF	OHX	OAL	
45°	6	NCCH6R - 10.03 - 45 - YG812	NCCH06R103045T	1.0	0.2	3.5	1.1	15.5	38	○
60°		NCCH6R - 10.04 - 60 - YG812	NCCH06R103060T	1.0	0.2	4	0.5	15.5	38	○

TURNING

PARTING & GROOVING

MILLING

DRILLING

TECHNICAL INFORMATION

Boring Tool

TH - Threading NEW

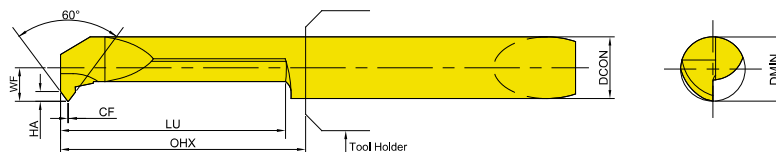
TURNING

PARTING & GROOVING

MILLING

DRILLING

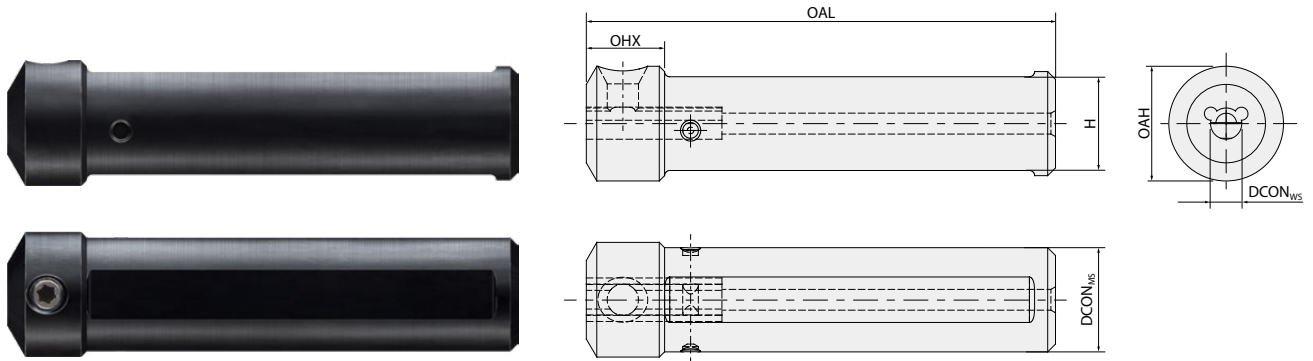
TECHNICAL INFORMATION



* P-60 : Partial Profile, 60°

DCON (mm)	Designation	EDP	Metric (mm)										YG812
			DMIN	LU	TPN	TPX	WF	HA	CF	OHX	OAL		
4	NCTH04R - 42.15 - 050 - P - 60 - YG812	NCTV04R4215050T	4.2	15	0.50	0.70	2	0.45	0.06	18	33	○	
	NCTH04R - 42.15 - 075 - P - 60 - YG812	NCTV04R4215075T	4.2	15	0.75	1.00	2.35	0.65	0.09	18	33	○	
	NCTH04R - 42.15 - 100 - P - 60 - YG812	NCTV04R4215100T	4.2	15	1.00	1.25	2.25	0.8	0.12	18	33	○	
6	NCTH06R - 62.15 - 100 - P - 60 - YG812	NCTV06R6215100T	6.2	15	1.00	1.25	2.95	0.8	0.12	20.5	43	○	
	NCTH06R - 62.15 - 125 - P - 60 - YG812	NCTV06R6215125T	6.2	15	1.25	1.50	2.3	0.97	0.15	20.5	43	○	
	NCTH06R - 62.15 - 150 - P - 60 - YG812	NCTV06R6215150T	6.2	15	1.50	1.75	2.95	1.14	0.18	20.5	43	○	

Boring ToolHolder
Holder NEW



Scale	Insert Size (DCON _{MS})	Designation	EDP	DCON _{MS}	OAL	H	OAH	OHX
Metric (mm)	4	NCHI - 12.4	ZBR0400012	12	70	10	15.5	14
		NCHI - 16.4	ZBR0400016	16	75	14	17.5	
		NCHI - 20.4	ZBR0400020	20	90	18	20	
		NCHI - 22.4	ZBR0400022	22	110	20	22	
		NCHI - 25.4	ZBR0400025	25	110	23	25	
	6	NCHI - 12.6	ZBR0600012	12	70	10	16.5	
		NCHI - 16.6	ZBR0600016	16	75	14	18.5	
		NCHI - 20.6	ZBR0600020	20	90	18	22	
		NCHI - 22.6	ZBR0600022	22	110	20	22	
		NCHI - 25.6	ZBR0600025	25	110	23	25	

TURNING
PARTING & GROOVING
MILLING
DRILLING
TECHNICAL INFORMATION